

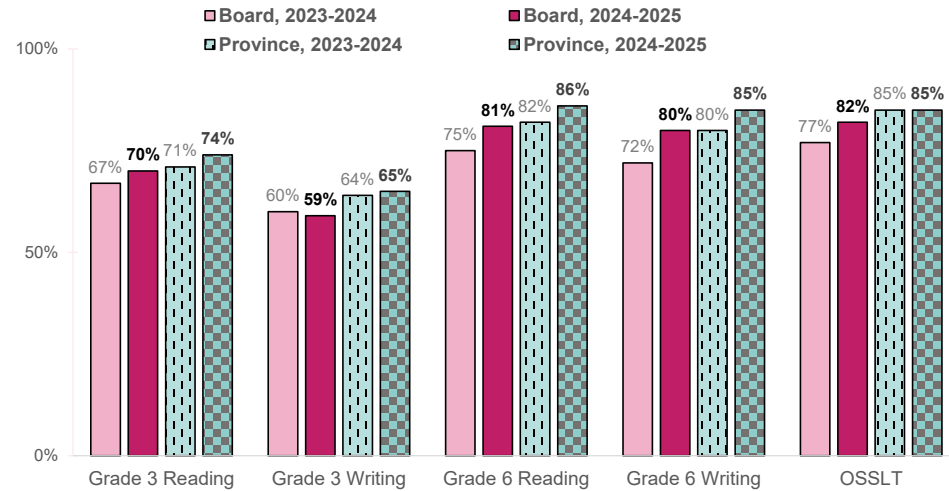
# Student Achievement Plan: Hamilton-Wentworth DSB

## 2024-2025 Academic Year

### Achievement of Learning Outcomes in Core Academic Skills

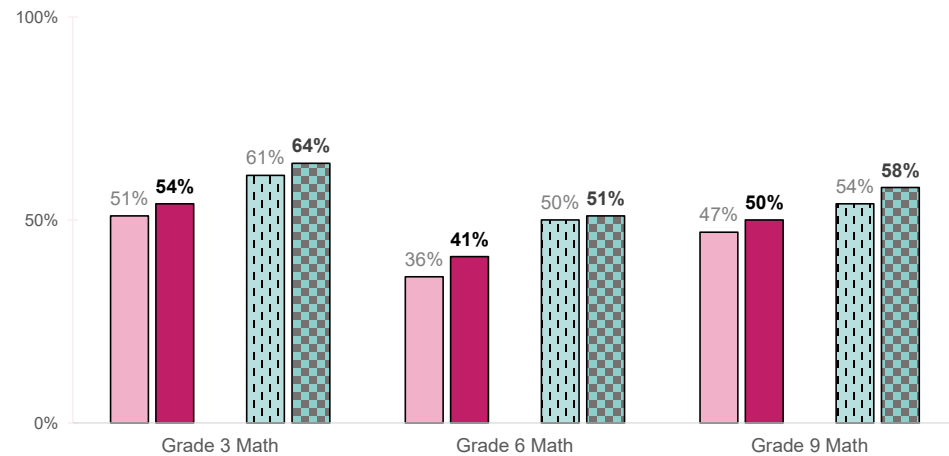
Goal: Improve students' literacy learning and achievement

Measure: % of student who met or exceeded the provincial standard on EQAO Assessments for Grade 3/6 Reading and Writing and % of first time eligible students who were successful on the OSSLT/TPCL.



### Goal: Improve students' math learning and achievement

Measure: % of students who met or exceeded the provincial standard on EQAO Assessments for Grade 3/6/9 Math



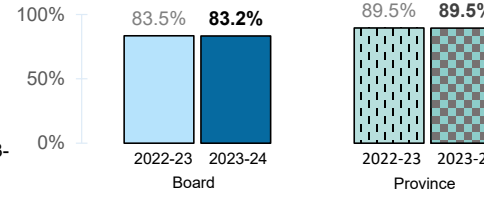
## 2024-2025 Academic Year

### Preparation of Students for Future Success

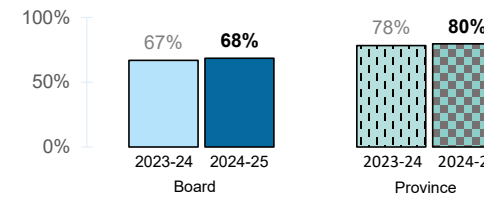
Goal: Improve students' graduation rates and preparedness for future success

Measure: % of students graduating with an OSSD within five years of starting Grade 9

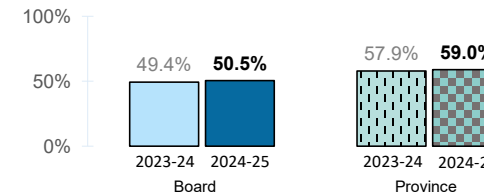
Includes students who began Grade 9 in 2019-2020 and tracks their progress until 2023-2024.



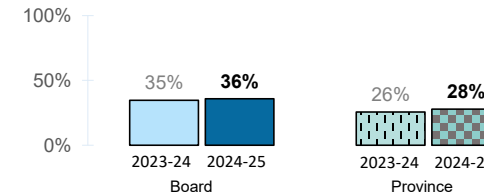
Measure: % of students who earn 16 or more credits by the end of Grade 10



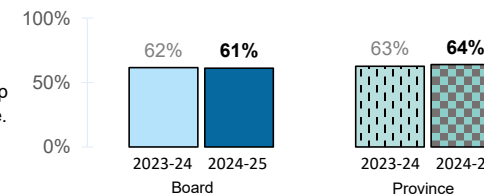
Measure: % of students enrolled in at least one Grade 12 math or Grade 11 or 12 science courses



Measure: % of students participating in at least one job skills program (Specialist High Skills Major, Dual Credits or Ontario Youth Apprenticeship Program)



Measure: % of students who believe their learning has prepared them for the next step in their learning experience (i.e. next grade, post secondary, etc)

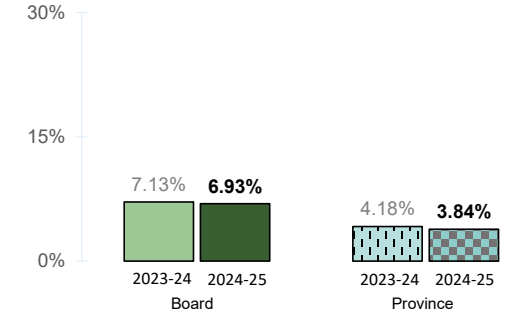


## 2024-2025 Academic Year

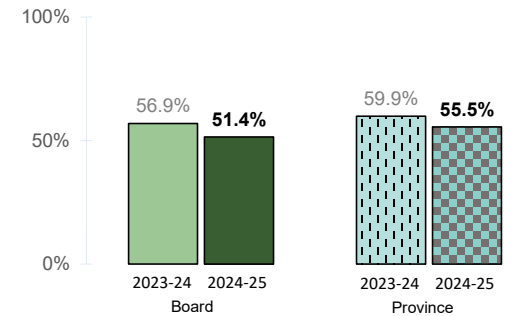
### Student Engagement & Well-Being

Goal: Improve students' participation in class time and learning

Measure: % of students in Grades 4-12 who were suspended at least once

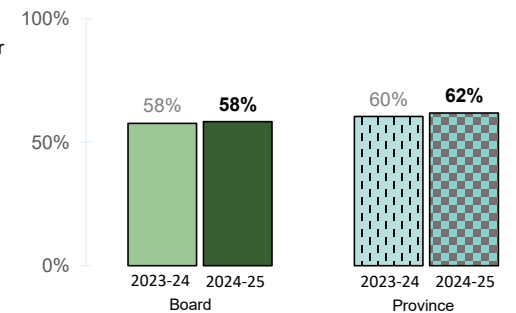


Measure: % of students in Grades 1-8 whose individual attendance rate is equal to or greater than 90 percent



### Goal: Improve student well-being

Measure: % of Grade 6, 9 and 10 students who report being aware of mental health supports and services in order to seek supports for mental health



Source: As reported by schools through the Ontario School Information System (OnSIS), 2022-2023 to 2024-2025, and the Education Quality and Accountability Office (EQAO), 2023-2024 to 2024-2025.

#N/A: Not applicable. Secondary student indicators are not available for elementary only school boards.

# Student Achievement Plan: Hamilton-Wentworth DSB

2024-2025 Academic Year

## Achievement of Learning Outcomes in Core Academic Skills

**Goal: Improve students' literacy learning and achievement**

	School	
	Board	Province
% of students who meet or exceed the provincial standard on:		
Grade 3 EQAO Reading	70%	74%
Grade 3 EQAO Writing	59%	65%
Grade 6 EQAO Reading	81%	86%
Grade 6 EQAO Writing	80%	85%

% of fully participating, first-time eligible students who are successful on the OSSLT/TPCL	82%	85%
---	-----	-----

**Goal: Improve students' math learning and achievement**

% of students who meet or exceed the provincial standard on:

Grade 3 EQAO Math	54%	64%
Grade 6 EQAO Math	41%	51%
Grade 9 EQAO Math	50%	58%

**Additional School Board Measures**

**School board**


**Actions our School Board Will Take to Improve**

2024-2025 Academic Year

## Preparation of Students for Future Success

**Goal: Improve students' graduation rates and preparedness for future success**

	School	
	Board	Province
% of students...		
who earn 16 or more credits by the end of Grade 10	68%	80%
who participated in at least one job skills program (Specialist High Skills Major, Dual Credits or Ontario Youth Apprenticeship Program)	36%	28%
who graduated with an OSSD within five years of starting Grade 9 (2023-2024)	83.2%	89.5%
who enrolled in at least one Grade 12 math or Grade 11 or 12 science courses	50.5%	59.0%
who believe their learning has prepared them for the next step in their learning experience (i.e.next grade, post secondary, etc)	61%	64%

**Additional School Board Measures**

**School board**


2024-2025 Academic Year

## Student Engagement & Well-Being

**Goal: Improve students' participation in class time and learning**

	School	
	Board	Province
% of students...		
in Grades 1-8 whose individual attendance rate is equal to or greater than 90 percent	51.4%	55.5%
in Grades 4-12 who were suspended at least once	6.93%	3.84%

**Goal: Improve student well-being**

% of Grade 6, 9 and 10 students who report being aware of mental health supports and services in order to seek supports for mental health	58%	62%
---	-----	-----

**Additional School Board Measures**

**School board**


Source: As reported by schools through the Ontario School Information System (OnSIS), 2022-2023 to 2024-2025, and the Education Quality and Accountability Office (EQAO), 2023-2024 to 2024-2025.

#N/A: Not applicable. Secondary student indicators are not available for elementary only school boards.